


Mankato Computer Technology University

Google and other search Engines



The Google logo is displayed in its characteristic multi-colored font against a black background. The letters are: 'G' in blue, the first 'o' in red, the second 'o' in yellow, the first 'g' in blue, the 'l' in green, and the 'e' in red.

Google

Give it a Goog!

Google is kind of a big deal


- ▶ The tech giant has blossomed over the course of the past decade, quickly becoming part of the global lexicon, and establishing itself as an official verb in the dictionary.
- ▶ Although the company wears many hats, its most valuable asset has always been its phenomenal search engine.
- ▶ Google Search's learning curve is an odd one. You use it every day, but still all you know is how to search. But the search engine has plenty of tricks up its sleeve.
- ▶ Here's an overview of some of the most useful Google search tricks, from basic tips to new features.


Read

more: <http://www.digitaltrends.com/computing/the-35-best-google-search-tips-and-tricks/#ixzz4REvXci00>

Google is one of the biggest tech giants out there and has developed and has extended with other options such as:

- Gmail
- Google Docs
- Google Classroom
- Google Sheets
- Google Drive
- Google Slides
- Google Meet





Google and other search engines

Search engines are a very useful tool to have. One of the most popular search engines is Google. It might not be the best option some people, so some other options to use are:


Safari

Wiki.com

DuckDuckGo

And many others

If you use a different search engine, try to make sure that it is safe and doesn't steal any of your personal information.



Google Chrome's 'incognito' mode might not keep you so hidden

- ▶ [Google Chrome](#) and almost all other web browsers offer an "incognito" mode, or private mode, designed to allow you to browse the web privately. As a result, any websites you visit in incognito mode will not appear in your browsing history, nor will your personal information be remembered. However, when using incognito mode, are you actually browsing completely incognito?




What can still be tracked when "incognito"?

- ▶ While using [Incognito mode on Chrome](#), recent reports have shown that Google can still:
 - Track every search you make on Google
 - Track every suggested link you click on
 - Navigate you to a URL; just as buildings and houses have a street address, webpages also have unique addresses to help people locate them. On the Internet, these addresses are called URLs.
- ▶ This is all because your IP address (or your unique address that identifies a device on the internet or a local network) is not concealed when using incognito mode, so your internet service provider (ISP) still handles all your Domain Name System (DNS) requests. DNS translates human-readable domain names (for example, www.amazon.com) to machine-readable IP addresses (for example, 192.0. 2.44).
- ▶ This means that even though your browsing history might not show up in the history toolbar while in incognito mode, your ISP still has a detailed account of every site you visit and keeps a database of your web history. Making it possible for a third-party source, [including the government](#), to access your browsing history.



Are there any advantages to incognito mode?

- ▶ Even if it's not as private as it appears, browsing incognito still comes with a few advantages. Namely, it stops cookies (tracking devices used by web browsers to save personal information about you) from building up on your device. While using incognito mode:
 - All cookies are erased when you close a session
 - When you log on again, you can't be tracked by websites using cookies
 - You will have far fewer trackers left in your browser than in a normal window.



For safer private browsing, consider an alternative search engine

- ▶ Some search engines offer a little more security for more secure private browsing than Chrome, even in incognito mode. Among our most recommended alternative search engines are:
- ▶ [Startpage.com](https://www.startpage.com)
- ▶ A Dutch-based search engine that lets you get Google search results while protecting your privacy under more strict EU privacy standards. This private and secure search engine does not store personal data, track user search history or serve ads based on your search history.
- ▶ [Dogpile](https://www.dogpile.com)
- ▶ A meta-search engine that gathers results from other top search engines, including Yahoo!, Google and Bing. All of its results are grouped into categories to help you search grouped results.
- ▶ [Ecosia](https://www.ecosia.com)
- ▶ A private search engine providing encrypted searches and is B-lab certified, which means it operates on a high level of transparency and accountability. On top of that, 80% of its profits are donated to non-profit organizations dedicated to planting trees.



Other ways to stay private

- ▶ Perhaps the most valuable tool to [protect your online browsing](#) is investing in a Virtual Private Network (VPN). VPN is the opportunity for you to establish a protected network connection when using public networks. A VPN also allows you to block your IP address.

Tips to use with any search engine

- ▶ There are many important things to keep in mind when researching things through search engines. Here are some main ones.





Google search knows how to search for a lot of things.



What this means is you don't need to be too specific.



If you need a pizza place nearby, use this to search:



Pizza places nearby




Google search will grab your location and deliver a variety of results about pizza places that are near you.



**Keep it
simple**

Tips

- ▶ **Keep it simple**: Try not to ramble on, keeping your search short and deliberate will make it easier for google to find the key phrases to get you your most effective results.



Tips

- ▶ **Use Descriptive Words**: Using important keywords in your search will make the search more to the point and make your results more useful for you. Try to use terminology that would be more common on a website than just your regular way of talking.



Spelling doesn't necessarily matter

- ▶ Google search has gotten a lot smarter over the years. These days, you don't even need to spell words correctly.
- ▶ As long as it's pretty close, Google can usually figure out what it means. Here are some examples:
- ▶ If you search "Nver Gna Gve Yo Up" Google will automatically assume you mean to search for "Never Gonna Give You Up." If by chance your misspelling was intentional, Google gives you the option to search for the misspelled term instead.
- ▶ This trick is great if you happen to forget how to spell something or are not altogether sure how something is spelled.
- ▶ It can also be helpful when searching for obscure words. This applies to capitalization and grammar as well.



Tips

- **Spelling**: A good things about search engines these days is that spelling doesn't necessarily matter a lot. It tends to autocorrect to what would make the most sense for your search. Spelling isn't something that you should worry about.

Tips

- ▶ **Use the minus sign (-):**
Using this with a search will remove any results containing a certain subject. For example, if you search *Mustangs* but you are researching the animal and don't want to learn about the car, you should search *Mustangs-cars*





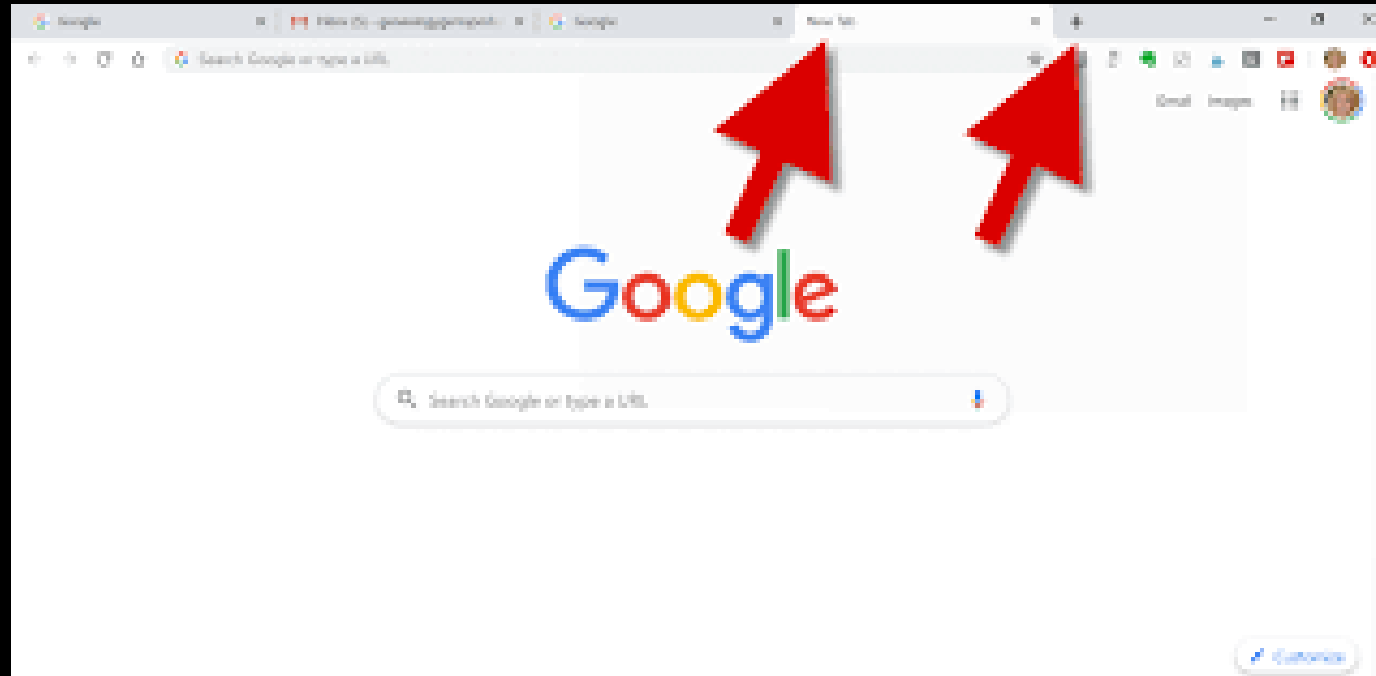
10 tricks for doing an effective Google search

- ▶ There are secrets that the most proficient Googlers tap into when they search. While most others are left in the dust still combing through the myriad of search results, knowing these [10 effective ways to search](#) will make all the difference in getting what you really want.
- ▶ When trying to [use Google to find an answer](#) to a specific question, we are overloaded with thousands of results. It can be overwhelming and lead you astray until you know how to search on Google using any of these effective tips. Here are 10 of the best Google search secrets I've put to good use.




Use the tabs Google provides

- ▶ Notice that when you perform a search on Google, it provides you with various tabs once you press Enter. It gives you options to [search Images, News, Maps, and Shopping](#). It even includes a "More" tab which provides you with other search options such as Videos, Books, and Flights. Depending on what you're looking for, these tabs can help you cut your search time in half and give you the specific results that you need.



Tips

- ▶ **Use Tabs**: Using the tabs on a Google page can be very useful when searching for multiple things at the same time.



Use the tabs

On the top of every search are a number of tabs.

Usually you'll see *Web*, *Image*, *News*, and *More*.

Using these tabs, you can help define what kind of search you need to do.

If you need images, use the *Image* tab.

If you are looking for a recent news article, use the *News* tab.

It's rudimentary and most people use the tabs already.

If you are not, then it's highly recommended to get associated with them.

They can cut search times dramatically if utilized properly.



Use descriptive words



If you have trouble finding what you're searching for, keep in mind that people may search or define what you need in a different way than you do.



There really isn't a good specific example for this one. If you search for something and you can't find an answer, try asking the same question using different words and see if that helps the results.


Use important words only

- ▶ The way Google search works is to take what you search for and match it with keywords in online content.
- ▶ When you search for too many words, it may limit your results.
- ▶ That means it may actually take you longer to find what you're looking for. Thus, it is important to use only the appropriate words when searching for something. Let's see an example.
- ▶ **Don't use: Where can I find a Chinese restaurant that delivers.**
- ▶ **Instead try: Chinese restaurants nearby.**
- ▶ **Or: Chinese restaurants near me.**
- ▶ Doing this can help Google find what you need without all the clutter. So remember, keep it simple and use important words only.

Use words that websites would use

- This is a very important one. When people use Google search to hunt the web, they generally search for things using the same language that they would use for speaking.
- Unfortunately, websites don't say things the way people do; instead, they try to use language that sounds professional. Let's look at some examples.
- "I have a flat tire" could be replaced by "repair a flat tire."
- "My head hurts" could be replaced by "headache relief."
- The list goes on and on.
- When searching, try to use terminology you would find on a professional website.
- This will help you get more reliable results.





Gradually add search terms

- ▶ There will come a time when Google search doesn't shovel out the results you expect. In this instance, keeping it simple may not be the best option. As [Google itself](#) suggests, the best method is to start with something simple then gradually get more complicated. See the example below.
- ▶ First try: job interviews
- ▶ Second try: prepare for job interviews
- ▶ Third try: how to prepare for a job interview
- ▶ This will gradually refine the search to bring you fewer, more targeted terms.
- ▶ The reason you don't go straight from the first try to the third try is because you may miss what you're looking for by skipping the second step.
- ▶ Millions of websites phrase the same information in a number of different ways; using this technique lets you search as many of them as possible to find the best info.

Search for multiple words at once

- ▶ Google search is flexible.
- ▶ It knows you may not find what you want by searching only a single word or phrase.
- ▶ Thus, it lets you search for multiples.
- ▶ By using this trick, you can search for one word or phrase along with a second word or phrase.
- ▶ This can help narrow down your search to help you find exactly what you're looking for. Here is the syntax:
- ▶ "Best ways to prepare for a job interview" OR "How to prepare for a job interview"
- ▶ By searching that, you will search both phrases. Remember the quotes tip above? It's being used here as well. In this instance, these two exact phrases will be searched. It can be done by word too, like the example below.
- ▶ chocolate OR white chocolate
- ▶ This will search for pages that have either chocolate or white chocolate!




Search images using images

- ▶ Ever come across a photo that looks strangely familiar?
- ▶ Or if you want to know where it came from?
- ▶ If you save the image, and then search it on Google Images (with the camera button), you'll be able to see similar images on the web.

Google isn't one to automatically recognize punctuation and grammar within search queries.

Just don't add any spaces between the symbol and your search phrases.

Otherwise, Google will ignore your commands.



Punctuation
Symbols



Search with quotes

- ▶ If you're asking a super specific question or looking for a particular term, it might be beneficial for you to type what you're looking for in quotation marks before pressing Enter. When you attempt to search for a term like a water bottle with filter and you don't include quotes, Google is going to search for anything that includes those four words.
- ▶ But if you put "**water bottle with filter**" in quotes, Google will then know to search for that specific term and therefore give you what you're looking for.



This one's a well-known, simple trick:



searching a phrase in quotes will yield only pages with the same words in the same order as what's in the quotes.



It's one of the most vital search tips, especially useful if you're trying to find results containing a specific a phrase.



**Use quotes
to search
for an
exact
phrase**


Use quotes

- ▶ When searching for something specific, try using quotes to minimize the guesswork for Google search.
- ▶ When you put your search parameters in quotes, it tells the search engine to search for the whole phrase.
- ▶ For instance, if you search for *Puppy Dog Sweaters*, the engine will search for content that contains those three words in any order.
- ▶ However, if you search "*Puppy Dog Sweaters*", it will search for that phrase exactly as you typed it.
- ▶ This can help locate specific information that may be buried under other content if not sorted out correctly.



Use a hyphen to exclude words

- ▶ Sometimes you may find yourself searching for a word with an ambiguous meaning.
- ▶ An example is *Mustang*.
- ▶ When you Google search for *Mustang*, you may get results for both the car made by Ford or the horse.
- ▶ If you want to cut one out, use the hyphen to tell the engine to ignore content with one of the other. See the example below:
- ▶ Mustang-cars
- ▶ This tells the search engine to search for mustangs but to remove any results that have the word "car" in it.
- ▶ It can be wildly helpful when finding information about something without getting information about something else.



Use the
minus sign to
eliminate
results
containing
certain
words

- You'll want to eliminate results with certain words if you're trying to search for a term that's generating a lot of results that aren't of interest to you.
- Figure out what terms you're not interested in (e.g. jaguar -car) and re-run the search.



Use a colon to search specific sites

- ▶ Sometimes when searching, you might be looking for information from a specific website. For example, if you're looking for information on [New York Yankees](#) [baseball](#) player Aaron Judge, simply googling his name is going to bring up tons of articles from all different websites on the athlete.
- ▶ But if you specifically want to look at articles only from the official MLB website on Judge, all you have to do is type in **Aaron Judge site:mlb.com**, and the results will be every MLB article that has been published on him.

Use a colon to search specific sites


- There may be an instance where you need to Google search for articles or content on a certain website.
- The syntax is very simple and we'll show you below:
- Sidney Crosby site:nhl.com
- This will search for all content about famous hockey player Sidney Crosby, but only on [NHL.com](https://www.nhl.com).
- All other search results will be removed.
- If you need to find specific content on a particular site, this is the shortcut you can use.



Search websites for keywords



Think of the “site:” function as a Google search that searches only a particular website.



If you want to see every time TIME.com mentioned Google, use the search “Google site:TIME.com”.

Find a page that links to another page

- ▶ This Google search tip is a little obscure.
- ▶ Instead of searching for a specific page, you're searching for a page that links to a specific page.
- ▶ Think about it this way, if you want to see who cited a New York Times article on their site, you would use this trick to find all the sites that link to it. The syntax is below:
- ▶ `link:nytimes.com`
- ▶ That will return all pages that link to the New York Times official website.
- ▶ The URL on the right side can be practically anything.
- ▶ Be aware, though, that the more specific it is, the fewer results you'll get.
- ▶ We know not a lot of people will likely use this Google search trick, but it could be very useful for some.





Use the asterisk wildcard

- ▶ This is an especially helpful tip if you're trying to look up the name of a song or a movie that you can't think of the name of. Using an asterisk in a Google search will leave a placeholder in your search that can be automatically filled by the search engine later on. For example, if you try Googling the words "o * **can you** *", Google can fill in those words and give you the results for the Star Spangled Banner.

Use the asterisk wildcard

- ▶ The asterisk wildcard is one of the most useful ones on the list.
- ▶ Here's how it works, when you use an asterisk in a search term on Google search, it will leave a placeholder that may be automatically filled by the search engine later.
- ▶ This is a brilliant way to find song lyrics if you don't know all the words. Let's look at the syntax:
- ▶ "Come * right now * me"
- ▶ To you or me, that may look like nonsense.
- ▶ However, Google search will search for that phrase knowing that the asterisks can be any word.
- ▶ More often than not, you'll find they are lyrics to The Beatles song "Come Together" and that's what the search will tell you.

Use an asterisk within quotes to specify unknown or variable words

- ▶ Here's a lesser known trick:
- ▶ searching a phrase in quotes with an asterisk replacing a word will search all variations of that phrase.
- ▶ It's helpful if you're trying to determine a song from its lyrics, but you couldn't make out the entire phrase
- ▶ (e.g. "imagine all the * living for today"), or if you're trying to find all forms of an expression (e.g. "* is thicker than water").



Search for sites that are similar to other sites

- Many people have websites that are their "go-to" when they want to buy something, but searching on the same site all the time can get a bit boring. If you want to broaden your horizons and explore other websites but are not sure how you can simply ask Google to give you sites that are related to your favorite site. For example, if you search '**related: cvs.com**', then Google will give you other website options that are [similar to cvs.com](#).

- ▶ This is a unique one that could be used by practically everyone if they knew it existed.
- ▶ Let's say you have a favorite website. It can be anything. However, that website is getting a little bit boring and you want to find other websites like it.
- ▶ You would use this trick. Below is the syntax:
- ▶ related:[amazon.com](#)
- ▶ If you search that above, you won't find a link to Amazon.
- ▶ Instead, you'll find links to online stores like Amazon.
- ▶ Sites like Barnes & Noble, Best Buy, and others that sell physical items online.
- ▶ It's a powerful Google search tool that can help you find new sites to browse.

Find sites that are similar to other sites



Use + or - in your search

- ▶ Using a + or - sign in your search will help add or omit details and get you closer to what you're looking for. For example, if you want to find a good toothpaste brand but don't want to use Crest, you can search **toothpaste -crest** and Google will give you a variety of other toothpaste brands.
- ▶ Or if you want to add something specific to your search, you can use the + sign. For example, if you're looking for a maxi dress with polka dots, you can type in **maxi dress +polka dots** and it will give you exactly that.



Use Advanced Google Search

- ▶ You can skip using all these tricks if you don't want to learn and just go right to the Google Advanced Search option. It has various modifier settings already built in so that you can get as specific as possible. Just type in **advanced search** into your Google tab and click the first link for the Advanced search page.



Set time restraints

- ▶ When you Google something, you'll notice that there is a Tools button located just under the search bar after you press Enter. By clicking that, Google will give you the option to modify your search by time. Say you wanted to find articles that were published about [the Apple iPhone](#) within the last week. All you'd have to do is type iPhone into the search bar, **select Tools, and change the time option** to Past week.



Solve math equations

- ▶ If you want a fun and fast way to [perform math equations](#), you can simply google them. When you type in an equation, such as **25*43** it will instantly spit out the answer. And if you want to continue doing more equations, the page will give you a full calculator keypad to solve anything you want.

Use Google search to do math

- ▶ Google search can actually do math for you.
- ▶ This is a rather complex one to describe because it can be used in so many ways.
- ▶ You can ask it basic questions or some more difficult ones.
- ▶ It is important to note that it won't solve all math problems, but it will solve a good number of them.
- ▶ Here are a couple of examples of the syntax:
- ▶ $8 * 5 + 5$
- ▶ Planck's Constant
- ▶ If you search the first one, it'll return 45.
- ▶ It will also show a calculator that you can use to find answers to more questions.
- ▶ This is handy if you need to do some quick math but don't want to do it in your head.
- ▶ If you search the second term, it will return the numerical value of Planck's Constant.
- ▶ So it can do math, but it can also help you solve math problems by showing values for known mathematical terms.

Search a range of numbers

- Searching for a range of numbers is another tip we don't anticipate a lot of people using.
- The people that do use it, though, will probably use it quite a bit. People interested in money or statistics will find this tip particularly useful.
- Essentially, you use two dots and a number to let Google search know you're looking for a specific range of numbers. Like the syntax below:
- What teams have won the Stanley Cup ..2004
- 41..43
- In the first instance, the search will toss back the team that won the Stanley Cup in 2004. The two dots with only one number will tell the search that you don't need anything before or after 2004. This can help narrow down searches to a specific number to improve search results.
- In the second, Google will search for the numbers 41, 42, and 43. It is obscure, but wildly useful if you happen to need to search for numbers like this.

Google search has shortcuts




A number of commands can be entered to give you instantaneous results.



Google can immediately give you the information you need that is displayed right at the top of the search results.



This can save time and effort so you don't have to click a bunch of bothersome links.



Here are a few examples of some commands you can enter into Google:

Google Shortcuts

- Weather *zip code* – This will show you the weather in the given zip code. You can also use town and city names instead of area codes, but it may not be as accurate if there are multiple area codes in the city.
- What is *celebrity name* Bacon Number – This is a fun little one that will tell you how many connections any given celebrity has to famed actor Kevin Bacon. The popular joke, Six Degrees of Kevin Bacon, is that no actor is more than 6 connections away from Kevin Bacon. Mark Zuckerberg has a Bacon Number of 3.

Google Shortcuts



What is the definition of **word** or Define: **word** – This will display the definition of a word.




Time **place** – This will display the time in whatever place you type in.



You can check any stock by typing its ticker name into Google. If you search for GOOG, it will check the stock prices for Google.



These quick commands can take a web search that is usually multiple clicks and condense it into a single search. This is very helpful for information you need repeatedly.



Use “DEFINE:” to learn the meaning of words—slang included

- Streamline the dictionary process by using, for example, “DEFINE: mortgage.”
- For words that appear in the dictionary, you’ll be able to see etymology and a graph of its use over time alongside the definition.
- Google will even sift the web to define slang words or acronyms.
- Try out “DEFINE: bae” or “DEFINE: SMH”.



Search for specific file types

- ▶ If you're looking for a document in a specific file type such as PDF or PowerPoint, there's a way to search for that too. For example, you might be looking to read some Shakespearean plays online and would find it easiest to read them in PDF format. To search for this, type in **Shakespeare plays filetype:pdf** and Google will strictly give you PDF results.

Find a specific file



An often forgotten feature of Google search is the ability to search for a specific file or file type.



This can be infinitely useful if you need a specific PDF or PowerPoint file that you previously viewed or need to use for another project. The syntax is quite simple.



Search term here filetype:pdf



In the above example, you simply replace the search term with whatever you're searching for.



Then use the filetype command and enter the extension of any file type you can think of.



This can mostly be useful for scholarly purposes, but business presentations and other assorted presentations can benefit from this kind of search as well.




Money and unit conversions

- ▶ Google search can quickly and accurately convert both measurement units and currency value. There are a variety of uses for this, like checking to see the conversion rate between two currencies. If you happen to be a math student, you can use it to convert from feet to meters or from ounces to liters. Here's how to do it.
- ▶ miles to km – This will convert miles to kilometers. You can put numbers in front to convert a certain number. Like “10 miles to km” will show you how many kilometers are in 10 miles.
- ▶ USD to British Pound Sterling – This will convert a US dollar to British pounds. Like the measurements above, you can add numbers to find exact conversions for a certain amount of money.
- ▶ It's true that this tip is geared toward math students and international business people. However, you'd be surprised how often these tips are used by regular people.



Track your packages



You can enter any UPS, USPS, or FedEx tracking number directly into the Google search bar, and it'll show you the tracking information about your package.



This is much easier than going to the specific sites, waiting for them to load, then searching for your packages there.




No examples are really needed for this one. Just type your tracking number in and see where your package is.

Filter search results for recipes



If you search [your favorite food](#), and then click “Search Tools” right under the search bar, you’ll be able to filter recipes based on ingredients, cook time and calories.



It's the perfect tool if you have certain dietary restrictions.



Search news archives going back to the mid- 1880s

- ▶ Google News has an option [to search over 100 years' worth of archived news](#) from newspapers around the world.

Other Tips and Tricks

- ▶ There are a handful of other useful Google search functions that don't fall under either of the above categories.
- ▶ Google built the engine with several useful tools that allow you to look up information without have to navigate to other sites.
- ▶ For instance, you can instantly check the weather for a city, or look up the definition of "miasma," among other actions.
- ▶ You can even utilize the microphone on your desktop or mobile device to search Google using your own voice, or find the Bacon Number of your favorite celebrity (we're betting it's two).


- ▶ Google search is a very powerful search tool.
- ▶ Using the tips outlined above, you can find anything and everything you could ever need on the World Wide Web.
- ▶ Whether it's avoiding Wikipedia for a school essay project, finding the latest stock prices, or even finding song lyrics, there is a way to make Google search work for you.

Google Search wrap-up



Tilt your screen by searching “tilt”

- ▶ This is one of the fun additions built in by Google engineers.
- ▶ Try it out yourself (search without quotes).



Punctuation Symbols that help you refine your search

Function	Execution
To search for an exact phrase, with the same words in the same order	Place quotation marks (“”) around the phrase you’d like to search for Ex: “to be, or not to be”
To exclude results that include a particular word or site when searching words with multiple meanings	Place a dash (-) before the word or site you want to omit Ex: phoenix - Arizona
To search for Google+ pages or blood types	Place an addition sign (+) in front of the Google+ user or after the blood type Ex: +Chrome and AB+
To search for social tags	Place the at symbol (@) before the social tag you’d like to search Ex: @digitaltrends

Punctuation Symbols that help refine your search



Function

Execution

To search for prices

Place a dollar sign (\$) before the value Ex: canon
\$400

To search for a phrase with missing words

Place an asterisk (*) within the search as a
placeholder for any unknown terms Ex: if you
give a * a *

To search for a range of numbers, usually
pertaining to prices and measurements

Place two periods between the designated
numbers you want to search between Ex:
\$75..\$200


To search popular hashtags for trending topics

Place a hashtag in front of the desired topic Ex:
#throwbackthursday



Search Operations that help you refine your hunt

Function	Execution
To search for results from certain sites and domains	Place "site:" in front of the site or domain from which you want to pull results Ex: apple watch site:digitaltrends.com
To search for pages that link to a certain page	Place "link:" in front of the site or domain you want to find pages linking to Ex: link:digitaltrends.com
To search for sites that are similar to a designated site or domain	Place "related:" in front of the site or domain you want to find similar results of Ex: related:digitaltrends.com
To search for pages that just have one of several words	Place "OR" between the two words you are searching for Ex: world series 2013 OR 2014



Search Operations that help refine your hunt

Function

To search for designated information about a specific site or domain, including cached pages, and those linking to the site

To search what a page looked like the last time Google crawled the site

To search for a specific file type

Execution

Place “info:” in front of the site or domain you want information about Ex: info:digitaltrends.com

Place “cache:” in front of the page housing the cache you’d like to view Ex: cache:digitaltrends.com

Place “filetype:” in front of the specific file type you’re looking for Ex: matthew mconaughey filetype:gif



Function

Execution

To search Google using voice commands

Click the microphone icon in the search bar and begin talking

To search Google for a specific image

Click the camera icon in the search bar and paste the image URL

To set a timer

Enter “set timer for” followed by the desired amount of time

To check the weather for a specific area

Enter “weather” followed by a zip code or city



Function

Execution

To search for the sunrise and sunset times for a specific area	Enter “sunrise” or “sunset” followed by a zip code or city
To look up the definition for a given word	Enter “define” followed by your desired term
To look up the origins for a given word	Enter “etymology” followed by your desired word
To look up the time for a specific region	Enter “time” followed by the particular region
To look up your IP address	Enter “ip address” in the search bar



Function

Execution

To check the status of a flight

Enter the flight number in the search bar

To look up stock quotes

Enter the desired stock symbol in the search bar

To look up the date for a specific holiday

Enter the name of the holiday in the search bar

To track a package

Enter the tracking number in the search bar

To use the calculator

Enter the equation in the search bar



Function

Execution

To define a word

Enter “define” followed by your desired word

To convert currency or
measurements

Enter the first amount and unit, type “to”, and then
enter the second unit

To look up film showings

Enter “movies” followed by your zip code or city

To look up sports scores

Enter the sports team in the search bar



Function

Execution

To look up nutritional facts about an item, or compare nutritional facts

Enter the name of the product, or enter “compare” followed by the items you want to compare

To look up a celebrity’s Bacon Number

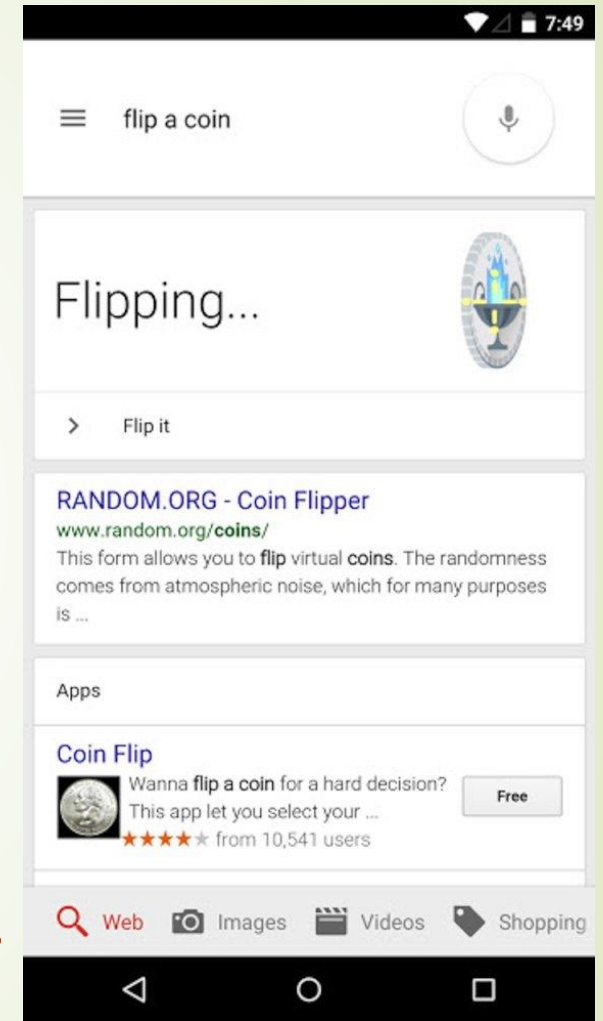
Enter “bacon number” followed by the name of the celebrity


To roll a six-sided die

Enter [roll a dice] in the search bar

Press the mic icon on Google's search bar, and say "flip a coin" or "heads or tails"

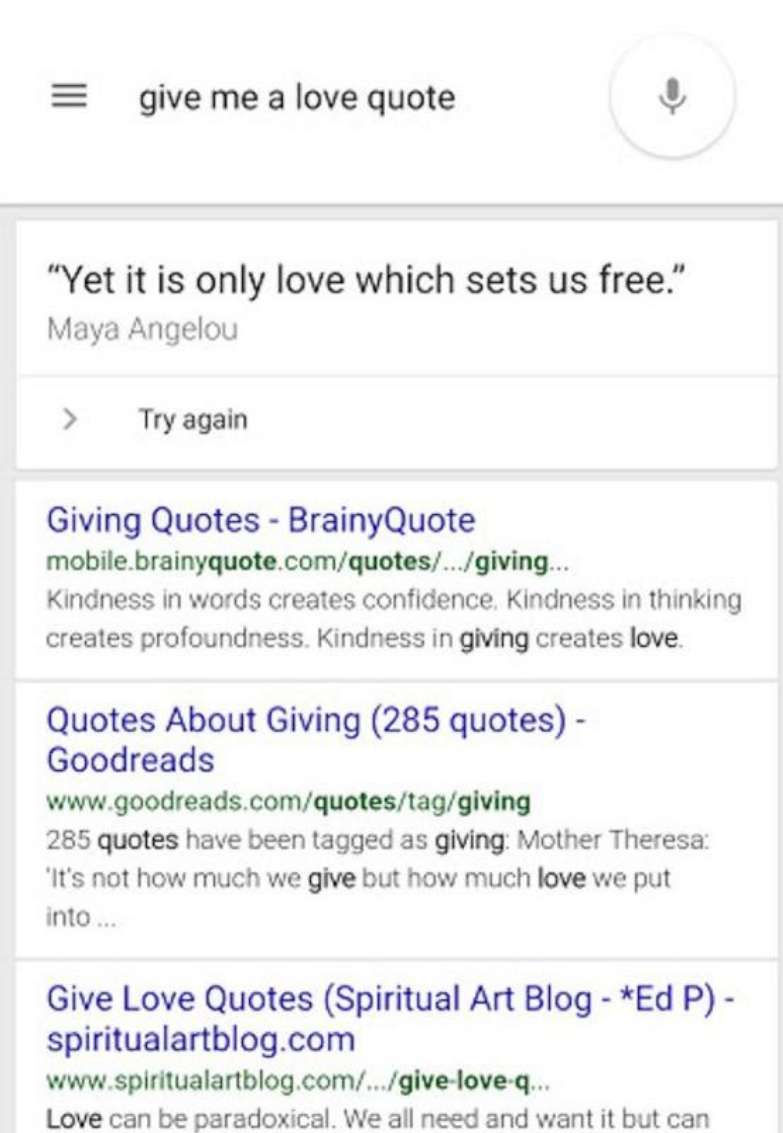
The feature lets Google flip a coin for you when you don't have one on hand.






Press the mic icon on Google's search bar, and say "give me a love quote" or "I love you"

► The love quote generator is also a feature released last month for those in need of a little romance.



The screenshot shows a Google search interface with the query "give me a love quote" in the search bar. To the right of the search bar is a microphone icon. Below the search bar, the first result is a quote: "Yet it is only love which sets us free." by Maya Angelou. Below this quote is a "Try again" button. The second result is titled "Giving Quotes - BrainyQuote" and includes the URL "mobile.brainyquote.com/quotes/.../giving...". The third result is titled "Quotes About Giving (285 quotes) - Goodreads" and includes the URL "www.goodreads.com/quotes/tag/giving". The fourth result is titled "Give Love Quotes (Spiritual Art Blog - *Ed P) - spiritualartblog.com" and includes the URL "www.spiritualartblog.com/.../give-love-q...".

☰ give me a love quote 

"Yet it is only love which sets us free."
Maya Angelou

> Try again

Giving Quotes - BrainyQuote
mobile.brainyquote.com/quotes/.../giving...
Kindness in words creates confidence. Kindness in thinking creates profoundness. Kindness in **giving** creates **love**.


Quotes About Giving (285 quotes) - Goodreads
www.goodreads.com/quotes/tag/giving
285 **quotes** have been tagged as **giving**: Mother Theresa: 'It's not how much we **give** but how much **love** we put into ...

Give Love Quotes (Spiritual Art Blog - *Ed P) - spiritualartblog.com
www.spiritualartblog.com/.../give-love-q...
Love can be paradoxical. We all need and want it but can


Play Atari *Breakout* by searching it on Google Images



The legendary brick breaker game is available for easy access on Google.



Just search “Atari Breakout” (without quotes) on Google Images and enjoy.



17 Great Search Engines you can use instead of Google

- 1. Bing
 - One could argue that Bing actually outperforms Google in certain respects.
 - For starters, Bing has a [rewards program](#) that allows one to accumulate points while searching. These points are redeemable at the Microsoft and Windows stores, which is a nice perk.
 - The Bing image search UI is superior to its rival's and much more intuitive.
 - Bing carries that same clean user experience to video, making it the go-to source for video search without a YouTube bias.

DuckDuckGo

- DuckDuckGo doesn't collect or store any of your personal information.
- That means you can run your searches in peace without having to worry about the boogeyman watching you through your computer screen.
- DuckDuckGo is the perfect choice for those who wish to keep their browsing habits and personal information private.



DuckDuckGo

why are you called duckduckgo?



The search engine that doesn't track you. [Learn More.](#)




Looking for crowd sourced search results? Then try...

Wiki.com

Wiki.com pulls its results from thousands of wikis on the net.

It is the perfect search engine for those who appreciate community-led information as found on sites like Wikipedia.



**One can debate
if the following
are search
engines, but
there is no
question there's
loads of
information to
be found at:**

➤ **Twitter**

- Twitter is hard to beat as a real-time search engine. It's the perfect place to go for minute by minute updates in the case of an emergency.
- Google's algorithm will catch up eventually, but nothing beats a Tweet in the heat of the moment.

➤ **SlideShare**

- SlideShare allows you to search for documented slideshow presentations.
- You can also search for eBooks and PDFs, making it an excellent tool if you have a business presentation to prepare for.
- SlideShare also allows you to save slides and even download the entire slideshow for use on your local computer.



Quora

As Google gets better and better at answering more complicated questions, it will never be able to match the personal touch available with [Quora](#).

Ask any question and its erudite community will offer their replies. Or you can choose from any similar queries previously asked.



Vimeo

- Of course if you're going to give up Google, then you'll also have to give up YouTube, which can be a terrifying prospect. But there is an alternative. And a pretty good one at that... [Vimeo](#). The professional's choice of video-sharing site, which has lots of HD video and no ads.



Yandex

Looking for a search perspective outside of the United States?

Yandex is used by more than 45% of Russian Internet users.

It is also used in Belarus, Kazakhstan, Turkey, and Ukraine.

Yandex is an overall easy-to-use search engine. As an added bonus, it offers a suite of some pretty cool tools.



Boardreader

If you're interested in finding a forum or message board about a specific subject, Boardreader should be the first place you turn to.

This search engine queries its results from a wide variety of message boards and forums online. You should be able to find the forum you want with just a few keystrokes.



StartPage



- StartPage serves up answers from Google, making it the perfect choice for those who prefer Google's search results, but aren't keen on having their search history tracked and stored.
- It also includes a URL generator, a proxy service, and HTTPS support.
- The URL generator is especially useful because it eliminates the need to collect cookies.
- Instead, it remembers your settings in a way that promotes privacy.



Ask.com

- ▶ Oh look... [Ask Jeeves](#) is still around. Also he's no longer a butler, but a computer generated bank manager. Weird.
- ▶ It's still a slightly mediocre search engine pretending to be a question and answer site, but the 'Popular Q&A' results found on the right hand side are very handy if Jeeves himself can't satisfy your query. And what a good use of the right-hand side space, huh Google.




CC Search

- ▶ CC Search should be your first stop on the hunt for nearly any type of copyright-free content.
- ▶ This search engine is perfect if you need music for a video, an image for a blog post, or anything else without worrying about an angry artist coming after you for ripping off their work.
- ▶ The way CC Search works is simple – it draws in results from platforms such as Soundcloud, Wikimedia, and Flickr and displays results labeled as Creative Commons material.

Search Encrypt

- Search Encrypt is a private search engine that uses local encryption to ensure your searches remain private.
- It uses a combination of encryption methods that include Secure Sockets Layer encryption and AES-256 encryption.
- When you input a query, Search Encrypt will pull the results from its network of search partners and deliver the requested information.
- One of the best parts of Search Encrypt is that your search terms will eventually expire, so your information will remain private even if someone has local access to your computer.



OneSearch

- ▶ Verizon Media launched its privacy-focused search engine, OneSearch, in January 2020.
- ▶ It promises:
 - No cookie tracking, retargeting, or personal profiling.
 - No sharing of personal data with advertisers.
 - No storing of user search history.
 - Unbiased, unfiltered search results.
 - Encrypted search terms.



Prefer search engines with a mission of doing social good? Check out:
[giveWater](#)



[GiveWater](#) is a self-described “social impact search engine” which aims to have a positive impact on the world by empowering users to solve the issue of poor quality water and ineffective sanitation across the developing world.



It was founded after the company's CEO met the founder of [Charity: Water](#), Scott Harrison and was inspired to try to make a difference through his own work.



Ekoru



- ▶ Ekoru is taking on the ever-present threat of climate change by donating 60% of its monthly revenue to one of several partner charities, ranging from those focusing on reforestation and climate action to those who are dedicated to animal welfare and conservation.
- ▶ They also aim to select a different charitable cause every month.
- ▶ Interestingly, Ekoru puts its money where its mouth is, using renewable energy sources for its data centers and taking a stand for civil rights by not storing any user or search-related data on their servers.



Ecosia

- ▶ Looking to save the planet, one tree at a time? Then check out this environmentally friendly search engine!
- ▶ This may come as a surprise, but your Google searches actually contribute to the creation of quite a bit of CO₂.
- ▶ To battle this issue, Ecosia uses the revenues generated from search engine queries to plant trees. Typically Ecosia needs around 45 searches to plant a new tree.



Internet Archive



- The Wayback Machine is great for researching old websites, but it's so much more.
- As the name implies, this search engine queries a massive collection of documented material, including millions of free videos, books, music, and software.
- Essentially, the Internet Archive is a vast online library where you can access just about anything you could imagine.



The Takeaway



- Google may be the most popular choice in search engines, but it may not always be the best choice, depending on your needs and priorities.
- Many of these alternative search engines can provide a **better user experience** than Google.
- Whether you are concerned about privacy or just want to explore your options, there are plenty of search engines to experiment with.
- Do yourself a favor and give some of these a try.
- **More Resources:**
 - [How Search Engines Work](#)
 - [The 7 Most Popular Search Engines in the World](#)
 - [The 10 Best Image Search Engines](#)